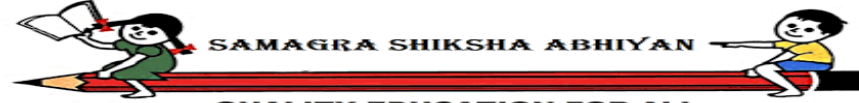




GOVERNMENT OF KARNATAKA



SAMAGRA SHIKSHA ABHIYAN

QUALITY EDUCATION FOR ALL

SAMAGRA SHIKSHA KARNATAKA

# *Essential learning Package of Nali-Kali English For the Year*

**2021 -22**

**(October to April)**

**Class - 1, 2 & 3**



**Supervision and Guidance**  
**Dr. Gunavathi S.**  
**Junior Programme Officer**  
Samagra Sikshana Karanataka , Banglore

***Essential Learning Package preparation team***

1. Mr. Satish Majge  
GHPS Jeevangi  
Tq. Kamalapur Dist. Kalaburgi  
Mail. Id. [satishmajge@gmail.com](mailto:satishmajge@gmail.com)  
Cell No. 9902562698
2. Mr. Ganesh Kodiya  
GHPS Nagoda  
Tq. Joida Ed<sup>n</sup>. Dist. Sirsi (K)  
Mail Id. [gkodiya@gmail.com](mailto:gkodiya@gmail.com)  
Cell No. 9483484365
3. Mr. Nagaraj Naik  
GLPS Hirehadda  
Tq. Siddapur Ed<sup>n</sup>. dist. Sirsi (K)  
Mail Id. [raghuomkar@gmail.com](mailto:raghuomkar@gmail.com)  
Cell No. 8277365863
4. Mr. Rajanikanth T. S.  
GHPS Sonaganhalli  
Tq. Gauribidanur Dist. Chikkaballapur  
Mail Id. [rajanikanthns.cool@gmail.com](mailto:rajanikanthns.cool@gmail.com)  
Cell No. 9482228944
5. Mr. Siddalingeshwara Varad  
CRP CRC Nigadi  
Tq. Dist. Dharwad  
Mail. Id. [sidduvarad@gmail.com](mailto:sidduvarad@gmail.com)  
Cell NO. 9448150205
6. Mr. Hemanthkumar  
GMPS Kodihalli  
Tq. Kanakpur Dist. Ramanagar  
Mail Id. [hemanthgsh@gmail.com](mailto:hemanthgsh@gmail.com)  
Cell No. 9980520034
7. Mrs. Vidyavati  
KHPS Yadravi  
Tq. Savadathi Dist. Belgavi  
Mail Id. [vbyakodi@gmail.com](mailto:vbyakodi@gmail.com)  
Cell No. 8105387432
8. Mrs. Samshiya  
GHPS Hudlamane  
Tq. Siddapur Ed<sup>n</sup>. Dist. Sirsi(K)  
Mail Id. [samabbigeri@gmail.com](mailto:samabbigeri@gmail.com)  
Cell No. 9481050210
9. Mrs. Manjula  
GMPS Maragundanhalli  
Tq. Anekal Dist. Bangalore Urban  
[manjulagowda19184@gmail.com](mailto:manjulagowda19184@gmail.com)  
Cell No. 9901173100
- 10 Mrs. Shabana P. Shaikh  
GHPS Athradi  
Tq. Dist. Udupi  
Mail Id. [shabanaparveen111@gmail.com](mailto:shabanaparveen111@gmail.com)  
Cell No. 6364117042

# Essential learning Package of Nali Kali English For the Year 2021-22

## Class – 1

### Note to the teachers:

- The given activities are based on ENK- 1 curriculum.
- Teachers are expected to follow the ENK process.
- For assessment teachers can use the formula :

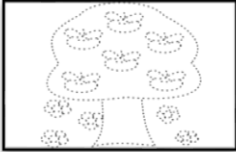
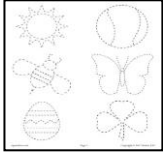
$$\frac{\text{No. of cards completed ( L \& S )}}{\text{No. of cards to be achieved}} \times 100 \quad + \quad \frac{\text{No. of cards completed ( R \& W )}}{\text{No. of cards to be achieved}} \times 100$$

$$\text{Ex : } \frac{12}{14} \times 100 \quad + \quad \frac{48}{52} \times 100 \quad = \quad \frac{85.7 + 92.3}{2} \quad = \quad 89 \%$$

- **10 Days package of Pre-learning programme is common for class 1, class 2 and class 3.**
- **L & S activities ( 40 mins ) are common for class 1, class 2 and class 3.**

**10-DAYS PACKAGE OF PRE-LEARNING PROGRAM FOR ENK**

DAY	SEGMENT /ACTIVITY	CLASSROOM PROCESS	DATE
1	<p align="center"><b>RHYME</b> (Students learn a simple rhyme).</p>	<p align="center"><b>Rhyme</b> <b>Good morning</b></p> <p>Teach the simple rhyme to the children.</p> <p align="center">Good morning Good Morning! Good morning to you! Good Morning Good Morning, How do you do? Good morning good morning! I am Fine Thank you</p>	
	<p align="center"><b>TPR</b> (Students enjoy a game of listening and action)</p>	<p align="center"><b>Game</b></p> <div style="border: 1px solid black; padding: 5px; margin: 10px auto; width: fit-content;"> <p><b>1. Good Morning (Act like waking up and stretch themselves).</b>  <b>2. Good Afternoon (Act like having lunch).</b>  <b>3. Good evening (run in their place).</b>  <b>4. Act like Sleeping (Act as if asleep).</b></p> </div> <p>On day 1 make students stand facing you. Explain that:</p> <ol style="list-style-type: none"> <li>1. When you say good morning! they should Act like waking up and stretch themselves.</li> <li>2. When you say good afternoon! They should Act like having lunch)</li> </ol> <p>Keep repeating the greetings slowly at first and then with increasing speed. Stop suddenly and all children still doing the action are out of the game.</p>	
	<p><b>Students enjoy doing art- work</b></p>	<p><b>Students choose and decorate a space in the wall slate for themselves.</b></p> <p>Step 1: tell students that they can choose a spot on the name slate.          Step 2: students are told they can decorate the top of the slate with any picture or colour chalk.          Step 2: teacher walks around putting the name of the child on the wall slate.          Students told that for the next 10 days they should identify their wall space and work there.</p>	
	<p align="center"><b>RHYME</b></p>	<p align="center"><b>RHYME</b> <b>Good morning Good morning</b></p> <p>Students repeat the rhyme of the previous day</p>	

2	(Students learn a simple rhyme).		
	<b>TPR</b> (Students enjoy a game of listening and action)	<b>Game</b> On day 2 introduce 2 new actions in the game. Explain that: 1. When you say good evening! they should run in their place. 2. When you say good Night! They should pretend to go to sleep. Keep repeating the greetings slowly at first and then with increasing speed. Stop suddenly and all children still doing the action are out of the game.	
	<b>Students enjoy doing art- work.</b>	<b>Students make an attendance card.</b> <b>Step 1:</b> Give each student a square piece of paper and let them draw a picture of themselves. <b>Step 2:</b> teacher makes a hole and ties a string and put the name of the child on the card. <b>Step 3:</b> children are told that from next day they should find their name card as soon as they come to school and put it in a tray to mark attendance.	
3	<b>RHYME</b> (students enjoy the rhyme)	<b>RHYME</b> Good morning Good morning Students repeat the rhyme of the previous day	
	<b>Game</b>	<b>Game</b> On day 3 explain that you will say all 4 greetings and watch carefully. If anyone does the wrong action, they are out of the game. Start slowly and go faster. Stop suddenly. Anyone doing an action other than the one you last called out is out of the game.	
	<b>Students enjoy art work</b>	<b>Free hand drawing</b> <b>Class 1:</b> <b>Step1:</b> Distribute worksheet and supplies crayons. <b>Step 2:</b> Ask students to join the dots and colour the given pictures using their imagination.  	

		<p><b>Class 2 &amp; 3:</b>  <b>Step 1:</b> Make the children to sit in groups and supplies crayons and papers or their notebooks.  <b>Step 2:</b> instruct the students to draw and colour the picture using their imaginations.</p>	
4	<b>RHYME</b>	<p style="text-align: center;"><b>Rhyme</b></p> <p>Repeat the rhyme for the 4<sup>th</sup> day.</p>	
	<b>LANGUAGE GAME</b>	<p style="text-align: center;"><b>Game</b></p> <p>On day 4 tell students that they should now do the opposite action called out</p> <ol style="list-style-type: none"> <li>1. If the teacher calls out good morning! they should go to sleep</li> <li>2. If she calls out good night! they should wake up</li> <li>3. If she says good afternoon! they should run</li> </ol> <p style="padding-left: 40px;">If she says good evening! they should have lunch.</p> <p>Start slowly and go faster. Keep jumbling the instructions. Anyone doing an action other than the one you call out is out of the game.</p>	
	<b>Tracing</b>	<p style="text-align: center;"><b>Tracing</b></p> <p>Give children a sheet of newspaper and ask them to trace their feet foot on the paper and colour it.</p> <p>Write the name of the child on the paper and keep it for the next day. Next day let them trace their hands on the paper and colour it. The teacher puts each child name on the work and allows them to take it home</p>	

**RHYME**  
(students learn a new song )

**SONG**

Teacher teaches an English song set to the tune of “finger family.”

1. Teacher sings the first sentence of the song.  
(Where is -----(gives a child’s name) e.g.  
Where is -Priya/ where is Priya?
2. Teacher tells the children that they should run up to her and say “here I am /here I am” when their name is called.
3. Teacher keeps the name cards with her and keeps singing the line calling out each child’s name.
4. Each child responds “here I am “and runs up to her and takes the name card and puts it in the right place.

**STORY TIME**  
(Students hear a story in their mother tongue)

**STORY: THE FAT KING**

**Materials Required: THE FAT KING** (Story book/reader, props can be used as per the requirements)

**Step 1:** Introduce the key characters of the story by showing the pictures in the reader.

**Step 2:** Narrate the story in the mother tongue.

**Art drill**

**Tracing Activities**

**Materials required:** Different shapes used in Mathematical kits and crayons.

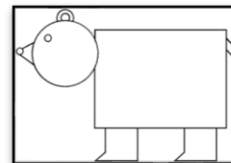

**Whole Class:**

**Step 1:** Make the students to sit in groups.

**Step 2:** Supply shape of circle, square, rectangle, triangle etc.


**Step 3:** Asks to trace the shapes and draw face or any design with their imagination and colour them.

(If required give examples by drawing on the BB)



7	<p><b>RHYME RHYME</b> (Students are able to recite the rhyme with correct pronunciation and actions)</p>	<p style="text-align: center;"><b>Song</b></p> <p>Teacher sings the first sentence of the rhyme.</p> <p>Where is Priya? Where is Priya?</p> <p>Children run up to her and say “here I am /here I am” take the name card and puts it in the right place.</p>	
	<p><b>STORY TIME</b> (home hear a story in their mother tongue )</p>	<p style="text-align: center;"><b>STORY: THE RAINBOW FAMILY</b></p> <p>Tell the story of the rainbow family in the mother tongue using the reader.</p>	
	<p><b>Art work</b></p>	<p>Continue the activities of Day-6.</p>	
8	<p><b>Song</b> (Students sing a song)</p>	<p style="text-align: center;"><b>SONG</b></p> <p>Teacher sings the third line and 4 line of the song.            Line 1 teacher: Where is Priya? Where is priya?            Line 2 student: “here I am /here I am!”            Line 3 teacher: how are you this morning? How are you this morning?            Line 4 student: Very well I thank you!            Teacher: Go and play (child runs back to his/her position).</p>	
	<p><b>STORY TIME</b> (Students practice story dramatization)</p>	<p style="text-align: center;"><b>DRAMA TIME</b></p> <p>Tell children they can enact the story of the fat king thin dog.            Divide children into groups of 3 and allot roles.            Fat king /thin dog / and cat.</p> <p>Tell children that they can practice and act out the story and final show is the next day.</p>	



	<b>Art work</b>	<p style="text-align: center;"><b>Draws pictures using numbers/letters/shapes on the chalk board</b></p> <p><b>Step 1 :</b> Ask the students to draw in their notebooks/ drawing sheets.  <b>Step 2:</b> Guides them to colour the pictures using their imagination.          (Help the students if required)</p> 	
9	<b>Song</b> (Students are able to sing the song correctly)	<p style="text-align: center;"><b>SONG</b></p> <p>Teacher and children sing the song.          Line 1 teacher: Where is -----? Where is -----?          Line 2 student: “here I am /here I am!”          Line 3 teacher: how are you this morning? How are you this morning?          Line 4 student: Very well I thank you!          Line 5: Teacher: go and play (child runs back to his/her position).</p>	
	<b>STORY TIME</b> (Students act out the story)	<p><b>Drama of fat king thin dog</b></p> <p>Call up each group and Allow students to act out story of fat king thin dog while rest of class is the audience.</p>	
	<b>Art- work</b>	<p><b>Draw the story of the rainbow family.</b></p> <p>Give a piece of paper/ use the wall slate.          children draw the picture of the rainbow family and explain the drawing to the teacher.</p>	
10	<b>Review or recall all the activities done from 1 to 4 days and even 5 to 6 - 9 Days</b>		

**Class: 1****Subject: ENGLISH**

Sl. No.	Month	Days Available	Total No. of Milestones Assigned		Total No. of cards assigned		Details of Assessment and Documentation	
			L & S	R & W	L & S	R & W		
1	October	10	<b>Refer to the 10-DAYS PACKAGE OF PRE-LEARNING PROGRAMME attached with this format.</b>					
2	November	23	My Body Manasa's Family	Strokes & COAPT	7 + 7	1 - 52 ( 52 )	FA-2 ( L & S 14 R & W 52 )	
3	December	26	My Neighbourhood & Colours	ESBIN	7 + 7	52 - 88 ( 36 )		
4	January	23	Numbers & Animals and birds	UDGRM	7 + 7	88 - 124 ( 36 )	FA-3 ( L & S 42 R & W 124 )	
5	February	22	Transport ( Level -1 ) & My Body ( Level -2 )	FHLWY	8 + 7	124-150 ( 26 )		

<b>6</b>	<b>March</b>	<b>24</b>	<b>Manasa's Family ( Level -2 )</b>	<b>FHLWY &amp; JKQVXZ</b>	<b>7</b>	<b>151 – 190 ( 40 )</b>	<b>FA 4 ( L &amp; S 50 R &amp; W 201 )</b>
<b>7</b>	<b>April</b>		<b>My Neighbourhood ( Level -2 )</b>	<b>JKQVXZ</b>	<b>7</b>	<b>191-201 ( 11 )</b>	<b>SA 1</b>

## Essential learning Package of Nali Kali English For the Year 2021-22

### Class – 2

#### Note to the teachers:

- The given activities are based on ENK- 1 curriculum.
- Teachers are free to design their own activities based on the level and strength of the class.
- TLM needed to the activities are to be prepared beforehand.
- For assessment teachers can use the formula :

$$\frac{\text{No. of cards completed ( L \& S )}}{\text{No. of cards to be achieved}} \times 100 \quad + \quad \frac{\text{No. of cards completed ( R \& W )}}{\text{No. of cards to be achieved}} \times 100$$

$$\text{Ex : } \frac{12}{14} \times 100 \quad + \quad \frac{26}{31} \times 100 \quad = \frac{85.71 + 83.8}{2} \quad = \quad 84.755 \%$$

- Activities marked with \* are to be practiced in four lined note books.
- The evaluation activities are marked with # mark.
- **10 Days package of Pre-learning programme is common for class 1, class 2 and class 3.**
- **L & S activities ( 40 mins ) are common for class 1, class 2 and class 3**

**Class:2: ENGLISH**

Sl. No.	Month	Days Available	Total No. of Milestones Assigned		Cards numbers currently assigned for learning		Total No. of cards retained		Details of Assessment and Documentation	
			L & S	R & W	L & S	R & W	L & S	R & W		
1	October	10	<b>Refer to the 10-DAYS PACKAGE OF PRE-LEARNING PROGRAMME attached with this format.</b>							
2	November	23	My Body Manasa's Family	COAPT & ESBIN	As per the class-1 L&S process	17,19, 20* 22, 24, 25*, 27, 29, 30, 32,34, 35*, 37, 39, 40* 42*,43, 44, 46, 47*, 50, 52# 53, 55, 56*, 58, 60, 61*, 63, 65, 66*	7 + 7	31	FA-2  ( L & S 7+7 =14 R & W 31 )	
3	December	26	My Neighbour hood & Colours	ESBIN & UDGR M		68, 70,71*. 73, 75, 76*, 78*, 79, 80*, 82, 83*, 86, 88# 89,91,92*, 94, 96, 97*, 99, 101,102*, 104, 106, 107*, 109, 111, 112*, 114, 115, 116*, 118, 119*, 122,124#	7 + 7	35		

<b>4</b>	<b>January</b>	<b>23</b>	<b>Numbers &amp; Animals and birds</b>	<b>FHLWY &amp; JKQVX Z</b>		<b>125, 127, 128, 130, 132, 133*, 135, 137, 138*, 140, 142, 143*, 145, 147, 148*, 150, 151, 152*, 154, 155*, 158, 160# 161, 163, 164*, 166, 168, 169*, 171, 173, 174*, 176, 178, 179*, 181, 183, 184*, 186, 188, 189*, 191.</b>	<b>7 + 7</b>	<b>41</b>	<b>FA-3  ( L &amp; S 42 R &amp; W 31+35+41 = 107 )</b>
<b>5</b>	<b>February (Up to feb 12)</b>	<b>09</b>	<b>Transport</b>	<b>JKQVX Z</b>		<b>192,193*, 195, 196*, 199, 201#</b>	<b>8</b>	<b>6</b>	
<b>Total</b>		<b>90 - Days</b>	<b>07</b>	<b>05</b>			<b>50</b>	<b>113</b>	

Sl. No.	Month	Days Available	Total No. of Milestones Assigned		Cards numbers currently assigned for learning		Details of Assessment and Documentation
			L & S	R & W	L & S	R & W	
6	February	13	My Body (LEVEL-2)	Milestone-1 Alphabet Sequence  Begin Milestone-2 (Word families 1)	As per the class-2 L&S process	All cards	
7	March	25	My Body continued Manasa's Family	Milestone-2 (Word families 1) continued  Milestone 3 (Word families2)	As per the class-2 L&S process	All cards	FA-4  ( L & S 7+7 =14 R & W 44 )
8	April	24	Manasa's Family continued My Neighborhood	Milestone 4 (Long vowel 1)	As per the class-2 L&S process	All cards	SA 1 ( L & S 7+7+7 =21 R & W 65 )

## Essential Learning Package for 3rd Standard 2021-22

### Note to the teachers:

- The given activities are based on ENK level-1 L & S curriculum and 3<sup>rd</sup> Std. English (KTBS) textbook(R&W).
- Teachers are free to design their own activities based on the level of learners and strength of the classroom.
- TLMs for conducting activities are to be prepared beforehand.
- For assessment(FA and SA) teachers can use the below given formula :

$$\text{FA or SA} = \frac{\text{No. of cards completed ( L \& S )} \times 100}{\text{No. of cards to be achieved}} + \frac{\text{No. of activities completed ( R \& W )} \times 100}{\text{No. of activities to be achieved}}$$

$$\text{Ex : } \frac{12}{14} \times 100 + \frac{25}{27} \times 100 = \frac{85.71 + 92.59}{2} = 89.15 \% = \text{'A' grade}$$

- A 10-day package of pre-learning programme is common for class-1 , class-2 and class-3.
- L & S activities (40 mins.) are also common for class-1 , class-2 and class-3.



Sl. No.	Name of the month	Listening and Speaking	Name of the unit	Suggested activity	Page No. (3 <sup>rd</sup> Std. Eng. TB)	Assessment activity
<b>Note : For Listening and Speaking curriculum, follow ENK level-1 &amp; 2. (As given for 1<sup>st</sup> and 2<sup>nd</sup> standard).</b>						
01	November	My body & Manasa's Family (ENK level-1)	Greenwood	<b>Read and write:</b> <b>Children will read words from the textbook.</b> <b>Activity-1:</b> Read words listed under the given rhyme- Greenwood.	01	<b>Total number of activities in the November month = 27</b>  <b>FA-2 = <math>\frac{\text{Number of activities achieved by children}}{\text{Total number of activities to be achieved}} \times 100 =</math> _____</b>
		My body & Manasa's Family (ENK level-1)	Greenwood	<b>Children will collect the leaves and paste them in the provided space.</b> <b>My Green Corner:</b> <b>Activity-3 :</b> Collect the leaves of different plants and trees. Keep the leaves in a book for a day and paste them in the space given below.	02	
		My body & Manasa's Family (ENK level-1)	Greenwood	<b>Children will write words using clues.</b> <b>Activity-4:</b> Make different words using the letters and write them in the given columns.	03	
		My body & Manasa's Family (ENK level-1)	Greenwood	<b>Children will read given words and construct new words</b> <b>Activity-5:</b> Read the words in the given triangle and find a word within each word and write it in the given place.  <b>Children will observe the given maze and make words and colour them.</b> <b>Activity-6 :</b> Join the letters in the given maze and make words related to fruits and vegetables.	04	
		My body			05	

		& Manasa's Family (ENK level-1)	Greenwood	<b>Children will write observe the pictures and find the plural of the given words.</b> <b>Activity-7 :</b> Identify the Plural form of the given words and write in the given columns.		
		My body & Manasa's Family (ENK level-1)	Greenwood	<b>Children will read the group of words with the help of teacher and circle the odd word form the group of words.</b> <b>Activity-8 :</b> Read the given words with the help of the teacher and identify the odd one out	04	
		My body & Manasa's Family (ENK level-1)	Greenwood	<b>Children will rearrange the words to make meaningful sentences and trace given sentences in a four-line book</b> <b>Activity-9 :</b> These sentences are jumbled. Write them in the correct order. <b>Activity-10 :</b> Trace the given sentences and copy them in a four-line book.	07	
		My body & Manasa's Family (ENK level-1)	Greenwood	<b>Children will complete the given project work and rearrange the words to make provers.</b> <b>Activity- 11 :</b> Project Work – Grow a Plant <b>Activity- 12 :</b> Rearrange the given jumbled words to make meaningful sayings.	7&8	
		My body & Manasa's Family (ENK level-1)	Head Shoulder Knees and Toes	<b>Children will read the words with help of the teacher.</b> <b>Activity-1:</b> Read words listed under the given rhyme	10	
		My body & Manasa's Family (ENK level-1)	Head Shoulder Knees and Toes	<b>Children will read and match the given phrases.</b> <b>Activity- 3b :</b> Read and match the given phrases to make meaningful sentences.	13	

		My body & Manasa's Family (ENK level-1)	Head Shoulder Knees and Toes	<b>Children will identify the opposites</b> <b>Activity- 4a</b> : Read the given words and match them by identifying opposites of the given words.	13	
		My body & Manasa's Family (ENK level-1)	Head Shoulder Knees and Toes	<b>Children will classify the words as naming and action words</b> <b>Activity- 4b</b> : Read the given words and divide them according to naming words and action words.	14	
		My body & Manasa's Family (ENK level-1)	Head Shoulder Knees and Toes	<b>Children will label the movements</b> <b>Activity 4c</b> : Read the given words and tick the correct movement of the given words.	15	
		My body & Manasa's Family (ENK level-1)	Head Shoulder Knees and Toes	<b>Children will identify the actions of the given living objects.</b> <b>Activity- 6</b> : Identify the actions of the given living objects and write the actions in the given places.	16	
		My body & Manasa's Family (ENK level-1)	Head Shoulder Knees and Toes	<b>Children will read the given words</b> <b>Activity- 7</b> : Read the given words with the help of teacher	17	
		My body & Manasa's Family (ENK level-1)	Head Shoulder Knees and Toes	<b>Children will write the names of the parts of the body</b> <b>Activity- 8a</b> : Read the given actions and writes the parts of the body used to do the actions.	18	
		My body & Manasa's Family (ENK level-1)	Head Shoulder Knees and Toes	<b>Children will identify true and false statements</b> <b>Activity- 9</b> : Read the actions below. Draw smiley if it is True and sad face if it is False	19	

		My body & Manasa's Family (ENK level-1)	Head Shoulder Knees and Toes	<b>Children will write the names of the parts of the body</b> <b>Activity-10a</b> : Identify the parts of the body and write their names in the given space.	20	
		My body & Manasa's Family (ENK level-1)	Head Shoulder Knees and Toes	<b>Children will complete the task with help of the teacher</b> <b>Activity- 10b</b> : Complete the description by writing missing words.	20	
		My body & Manasa's Family (ENK level-1)	Head Shoulder Knees and Toes	<b>Children will colour the given pictures</b> <b>Activity- 10c</b> : Colour the given picture	21	
		My body & Manasa's Family (ENK level-1)	Head Shoulder Knees and Toes	<b>Children will have fun by making a house</b> Make a pop-up House with help of given clues.		
		My body & Manasa's Family (ENK level-1)	Head Shoulder Knees and Toes	<b>Children will rearrange the jumbled words.</b> <b>Activity- 12</b> : Rearrange the given jumbled words to make meaningful sayings.	08	
		My body & Manasa's Family (ENK level-1)	Head Shoulder Knees and Toes	<b>Children will enjoy and solve the riddles</b> Solve the given riddles		
		My body & Manasa's Family (ENK level-1)	Head Shoulder Knees and Toes	<b>Children will trace a few sentences</b> Write a few sentences (Four-line Book) ask the children to trace and copy the sentences. (Extra-Activity)		
		My neighbourhood & Colours (ENK level-1)	Celebration	<b>Children will read the words and rearrange the jumbled letters.</b> <b>Activity- 1</b> : Repeat of the teacher and try to read individually.	28	
				<b>Activity- 4b</b> : Rearrange the given jumbled letters to make meaningful words.	31	

02	December	My neighbourhood & Colours (ENK level-1)	Celebration	<b>Children will complete the task</b> <b>Activity- 4c :</b> Fill in the blanks with the suitable letters given in the box.	32	Total number of activities in the December month = 26 Total number of activities = November + December = 27 + 26 = 53
				<b>Activity- 4d :</b> Re-write the jumbled words in the correct order to make meaningful sentences.		
		My neighbourhood & Colours (ENK level-1)	Celebration	<b>Children will identify the month and date</b> <b>Activity- 6 :</b> Look at the celebrations. Write the month and date on which they are celebrated.	34	
				<b>Activity- 8 :</b> Complete the invitation card by writing appropriate words.	36	
		My neighbourhood & Colours (ENK level-1)	Celebration	<b>Children will trace the sentences.</b> <b>Activity- 9 :</b> Complete the sentences by writing missing words	37	
				<b>Activity- 10 :</b> Trace and copy the sentences in a four-line book.		
		My neighbourhood & Colours (ENK level-1)	Celebration	<b>Children will prepare a greeting card.</b> <b>Activity-11 :</b> Prepare a greeting card and present it to your teacher.	38	
		My neighbourhood & Colours (ENK level-1)	Celebration	<b>Children will identify true and false sentences.</b> <b>Activity-12 :</b> Read the given sentences with help of the teacher and mark true or false.	39	

		My neighbourhood & Colours (ENK level-1)	Things We Use	<p><b>Children will identify the tools and their names in English</b></p> <p><b>Activity-1</b> : Name the things we use (Tools).</p>	41	
				<p><b>Activity-2</b> : Identify the tools shown in the picture.</p>		
		My neighbourhood & Colours (ENK level-1)		<p><b>Children will identify the tools and their names in English</b></p> <p><b>Activity- 4</b> : Match the tools with their uses. And read them.</p>		
			<p><b>Activity- 5</b> : Identify the persons and write their tools.</p>			
		My neighbourhood & Colours (ENK level-1)	Things We Use	<p><b>Children will identify the plural forms of the given words</b></p> <p><b>Activity- 6A&amp;B</b> : Rewrite the given words using plural form of the words.</p>	43	
		My neighbourhood & Colours (ENK level-1)	Things We Use	<p><b>Children will make meaningful words by rearranging the letters.</b></p> <p><b>Activity- 7</b> : Rearrange the jumbled letters to make meaningful words. And rewrite them using articles.</p>	44	
		My neighbourhood & Colours (ENK level-1)	Things We Use	<p><b>Children will read the story with help of the picture clues.</b></p> <p><b>Activity- 8</b> : Read the story with help of the teacher and picture clues.</p>	45	
				<p><b>Activity- I</b> : Choose ‘a’ or ‘b’ to complete each of the sentences given below.</p>	52	

		My neighbourhood & Colours (ENK level-1)	Things We Use	<b>Children will make new words by combining given words.</b> <b>Activity- 9 :</b> Make new words by combining two words.	53
				<b>Activity- 10 :</b> Match the words with their opposites and eat the ice-creams.	54
		My neighbourhood & Colours (ENK level-1)	Things We Use	<b>Children will identify the rhyming words and try to frame sentences.</b> <b>Activity- 11(A) :</b> Pick the rhyming words from the cloud and write them in the blanks below.	54
				<b>Activity-11 (B) :</b> Try to frame sentences using the above words.	55
		My neighbourhood & Colours (ENK level-1)	Things We Use	<b>Children will read the words backward make new words</b> <b>Activity- 12 :</b> Read the word backward and make new words. (Look at the pictures)	55
				<b>Activity-13 :</b> Read them backwards. You will get the same word.	56
		My neighbourhood & Colours (ENK level-1)	Things We Use	<b>Children will read the proverbs with the help of teacher.</b> <b>Activity- 14 :</b> Repeat after the teacher and group the words that sound alike	56
				<b>Activity- 16 :</b> Read the proverbs given with the help of the teacher .	57

03	January	Numbers & Animals and Birds (ENK level-1)	Let's Count	<b>Children will read the pair words</b> <b>Activity- 2 :</b> Read given pairs of words aloud.	60
				<b>Children will label the things.</b> <b>Activity- 3 :</b> Look at the price labels on the articles and complete the table.	
		Numbers & Animals and Birds (ENK level-1)	Let's Count	<b>Children will complete the pyramid.</b> <b>Activity- 4a :</b> Complete the pyramid given below. One has been done for you.	62
				<b>Children will make sentence with the help of clues</b> <b>Activity- 4b :</b> Make sentences using the following clues. An example is given.	
		Numbers & Animals and Birds (ENK level-1)	Let's Count	<b>Children will narrate story in home language using given clues</b> <b>Activity- 7 :</b> Look at the given pictures. Observe them carefully with the help of the clues given, build a story.	64
				<b>Children will identify the action words related to the money.</b> <b>Activity- 8 :</b> Action words are given words. Identify action words that can be used with the word 'Money'.	
Numbers & Animals and Birds (ENK level-1)	Let's Count	<b>Children will read the given words.</b> <b>Activity- 9 :</b> Read the words with the help of teacher and answer the questions related to the words.	66		

Total number of activities in the month of January = 19  
Total number of activities = Nov. + Dec. + Jan. = 27 + 26 + 19 = 72

FA – 3 =  $\frac{\text{Number of activities achieved by children}}{\text{Total number of activities to be achieved}}$



		Numbers & Animals and Birds (ENK level-1)	Let's Count	<b>Children will read the given sentences with the help of the teacher</b> <b>Activity- 11</b> : Rear the sentence aloud with the help of the teacher.	67	
		Numbers & Animals and Birds (ENK level-1)		<b>Children will read the provers</b> <b>Activity- 12</b> : Read the given proverbs with the help of the teacher.		
		Numbers & Animals and Birds (ENK level-1)	Let's Count	<b>Children will trace and copy proves</b> Trace and write the given proves in a four-line book. (Extra Activity)		
		Numbers & Animals and Birds (ENK level-1)	Let's Talk	<b>Children will make words from the given words.</b> <b>Activity- 1</b> : Use the given word and many words.	69	
				<b>Activity- 2</b> : Fill the blanks with the missing letters using hints.		
		Numbers & Animals and Birds (ENK level-1)		<b>Activity- 3</b> : Match the pictures with the names by drawing lines.  Copy the word in a four- line book. (Extra Activity)		
Numbers & Animals and Birds (ENK level-1)	Let's Talk	<b>Children will learn to decode the numbers into letters.</b> <b>Activity- 4</b> : Write the letter for the number to find out the hidden word.				

		Numbers & Animals and Birds (ENK level-1)	<b>Let's Talk</b>	<p><b>Children will answer the question.</b>  <b>Activity- 5 :</b> Answer the questions by writing 'Yes I do' or 'No I don't'</p> <p><b>Activity- 6 :</b> Answer the riddles.</p>	71	
		Numbers & Animals and Birds (ENK level-1)	<b>Let's Talk</b>	<p><b>Children will know the personal letter form.</b>  <b>Activity- 7a :</b> Read the given letter and identify the phrases written in the letter.</p> <p><b>Activity- 7b :</b> With the help of the clues given, write a letter to a friend.</p>	73	
		Numbers & Animals and Birds (ENK level-1)	<b>Let's Talk</b>	<p><b>Children will read aloud the given proverb.</b>            Activity : Read and copy the given proverb in a four-line book.</p>	75	
		Transport My body (ENK level-1&2)	<b>Keep fit</b>	<p><b>Children will write the related words</b>  <b>Activity- 4 :</b> Write the related words to hospital in provided space.</p>	77	
		Transport My body (ENK level-1&2)	<b>Keep fit</b>	<p><b>Children will identify the words and to do the given task</b>  <b>Activity- 5 :</b> Match the words with the correct pictures. Say the words aloud.</p> <p><b>Activity-6 :</b> Circle the word that does not belong to the group.</p> <p><b>Children will read the words with the help of the teacher and copy them.</b></p>	78	

04	February			<b>Activity- 7 :</b> Listen carefully and repeat after the teacher. And copy them in a four- line book.	
		Transport My body (ENK level-1&2)	<b>Keep fit</b>	<b>Children will identify the objects and name them.</b> <b>Activity- 8 :</b> Identify the objects. Write the names of the materials in the space given.	79
		Transport My body (ENK level-1&2)	<b>Keep fit</b>	<b>Children will prepare a health card</b> <b>Activity- 9 :</b> Preparation of Health card. Sit in pairs and prepare a Health Record Card of your friend.	80
		Transport My body (ENK level-1&2)	<b>Keep fit</b>	<b>Children will prepare a stethoscope</b> <b>Activity- 10 :</b> Prepare a stethoscope using the materials given (pipe, funnel, gum tape, balloon).	81
		Transport My body (ENK level-1&2)	<b>Keep fit</b>	<b>Children will read the given statements and mark true or false.</b> <b>Activity- 11 :</b> Read the given statements and put right or mark against each statement.	82
				<b>Children will identify the letter.</b> <b>Activity-12 :</b> The letters are jumbled. Rearrange them in the proper order.	
Transport My body (ENK level-1&2)	<b>Keep fit</b>	<b>Children will copy the sentences</b> <b>Activity- 13 :</b> Copy the given sentences in a four- line book.	83		
<p>Total number of activities in the February month = 24</p> <p>Total number of activities = Nov. + Dec. + Jan. + Feb. = 27 + 26 + 19 + 24 = 96</p>					

		Transport My body (ENK level-1&2)	<b>Let's play</b>	<b>Children will read and copy the given words.</b> <b>Activity- 2:</b> Listen and repeat after your teacher and copy them in a four-line book.	84	
		Transport My body (ENK level-1&2)	<b>Let's play</b>	<b>Children will identify the given games.</b> <b>Activity- 3 :</b> Match the names of the games with the pictures of the games. Complete the task by writing your favourite game details.	85	
		Transport My body (ENK level-1&2)	<b>Let's play</b>	<b>Children will find out their friends favourite games</b> <b>Activity- 4 :</b> Ask three of your friends what they like playing. Write their names.	86	
		Transport My body (ENK level-1&2)	<b>Let's play</b>	<b>Children will solve the given puzzle</b> <b>Activity- 6 :</b> Complete the puzzles. Find out the games with the help of the pictures.	87	
		Transport My body (ENK level-1&2)	<b>Let's play</b>	<b>Children will name the given pictures of games</b> <b>Activity-7 :</b> Match the games with the players.	88	
		Transport My body (ENK level-1&2)	<b>Let's play</b>	<b>Activity-8 :</b> Read the words given in the box. Write the name of the sport/game below each picture.	89	

		Transport My body (ENK level-1&2)	<b>Let's play</b>	<p><b>Children will identify outdoor and indoor games</b></p> <p><b>Activity- 9 :</b> Identify the games and say which game is indoor and which one is outdoor. Tick the box.</p>	90	
				<p><b>Children will mark yes or no to the statements of games.</b></p> <p><b>Activity- 10 :</b> Write the name of the game in the circle. Use the clues given.</p>		
		Transport My body (ENK level-1&2)	<b>Let's play</b>	<p><b>Activity- 11 :</b> Read the sentences and write Yes or No.</p>		
				<p><b>Children will tick the correct response</b></p> <p><b>Activity- 12 :</b> Tick the correct response .</p>	91	
				<p><b>Activity- 13 :</b> Rearrange the words to make meaningful proverbs.</p>		
		Transport My body (ENK level-1&2)	<b>Let's play</b>	<p><b>Children will write a few sentences with the help of the teacher.</b></p> <p><b>Activity- 14 :</b> Fill in the blanks and complete the sentences.</p>	92	
				<p><b>Activity- 15 :</b> Write five sentences with the given words.</p>		
		Transport My body (ENK level-1&2)	<b>Let's play</b>	<p><b>Children will make a ball in the cup by following instructions.</b></p> <p><b>Activity-16 :</b> Make a ball in the cup.</p>	93	

05	March	My body & Manasa's Family (ENK level-2)	<b>My Surroundings</b>	<p><b>Children will read the dialogues given in the text book</b></p> <p><b>Activity- 1 :</b> Read the dialogue given in the text book.</p>	96-97	<p>Total number of activities in the month of March = 07</p> <p>Total number of activities = Nov. + Dec. + Jan. + Feb. + Mar. = 27+26+19+24+7=103</p> <p>FA-4 = <u>Total number of activities achieved by children</u></p> <p>Total number of activities to be achieved</p>
		My body & Manasa's Family (ENK level-2)	<b>My Surroundings</b>	<p><b>Children will recognise the pictures and match them to make them plurals</b></p> <p><b>Activity- 2 :</b> Match the pictures and write those words in the four lined copy book.</p>	98	
		My body & Manasa's Family (ENK level-2)	<b>My Surroundings</b>	<p><b>Children will identify the pronouns and be form of the verbs and match them and uses them in their own sentences.</b></p> <p><b>Activity: 3 :</b> Join the flowers of the same type to find out the correct pairs. Make your own sentences using those words.</p>	99	
		My body & Manasa's Family (ENK level-2)	<b>My Surroundings</b>	<p><b>Children will read and frame as many as meaningful sentences.</b></p> <p><b>Activity-4 :</b> Using the words in the table below, frame as many meaningful sentences as you can.</p>	100	
		My body & Manasa's Family (ENK level-2)	<b>My Surroundings</b>	<p><b>Children will identify the missing letters and fill them in the spaces given to make meaningful word.</b></p> <p><b>Activity-5 :</b> Complete the words with by writing missing letters.</p>	101	

		My body & Manasa's Family (ENK level-2)	<b>My Surroundings</b>	Children will copy the given sentences in the text book legibly in their four lined note book. <b>Activity-6</b> : Copy the given sentences legibly.	<b>101</b>	
		My body & Manasa's Family (ENK level-2)	<b>My Surroundings</b>	Children will rearrange the letters to get the names of trees. <b>Activity-7</b> : Rearrange the letters to get the names of trees.	<b>101</b>	
06	April	Manasa's Family & My Neighbourhood (ENK level-2)	<b>Have Fun</b>	Children will recognises the pictures and match them with their names. <b>Activity-8</b> : Match the words with the pictures appropriately.	<b>105</b>	Total number of activities in the month of April = 06 Total number of activities = 103+06 = 109 SA-1 = <u>Total number of activities achieved by children</u> Total number of activities to be achieved
		Manasa's Family & My Neighbourhood (ENK level-2)	<b>Have Fun</b>	Children will recognises the forms of folk dances and match them with their names. <b>Activity-9</b> : Match the following forms of folk dance with their names.	<b>106</b>	
		Manasa's Family & My Neighbourhood (ENK level-2)	<b>Have Fun</b>	Children will use some of the letters given so as to make meaningful words and write them in the four lined note book legibly. <b>Activity-10</b> : Make ten words using some of the letters given in the box and write them in your four lined note book.	<b>109</b>	

		Manasa's Family & My Neighbourhood (ENK level-2)	<b>Have Fun</b>	<b>Children will read the words by adding the letters as shown in the text book and write them in their four lined note book.</b> <b>Activity-11</b> : Make new words by adding the letters as shown and write them in your four lined note book.	<b>109</b>	
		Manasa's Family & My Neighbourhood (ENK level-2)	<b>Have Fun</b>	<b>Children will copy the given sentences in their four lined note book legibly.</b> <b>Activity-12</b> : Copy the given sentences in your four lined note book.	<b>110</b>	
		Manasa's Family & My Neighbourhood (ENK level-2)	<b>Have Fun</b>	<b>Children will colour the picture using appropriate colours.</b> <b>Activity- 13</b> : Colour the picture using crayons or colour pencils.	<b>110</b>	

Thank you